

FLEETWOOD FIRE COMPANY FLEETWOOD, PA.

SO.139241

EMAX RESCUE PUMPER

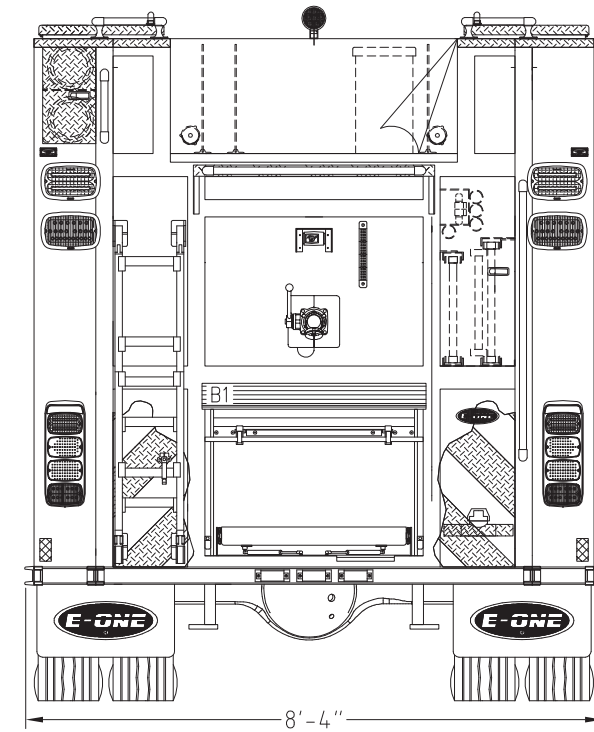
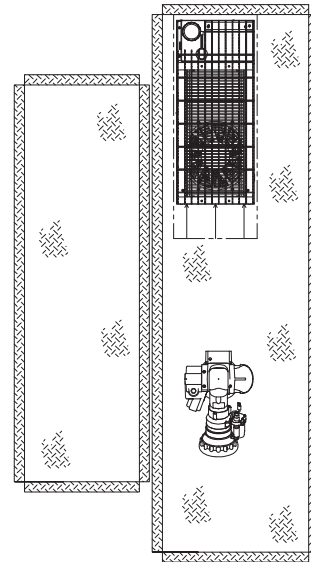
E-ONE CYCLONE II X MEDIUM W/ALS CAB 4X2 CHASSIS

1500 GPM E-ONE PUMP 1000 GALLON WATER 30 GALLON CLASS "A" FOAM CELL	HOSE LOAD:	
	200' OF 3.00" DJ	
	300' OF 3.00" DJ	
	1200' OF 5.00" LDH	
		200' OF 2.50" DJ

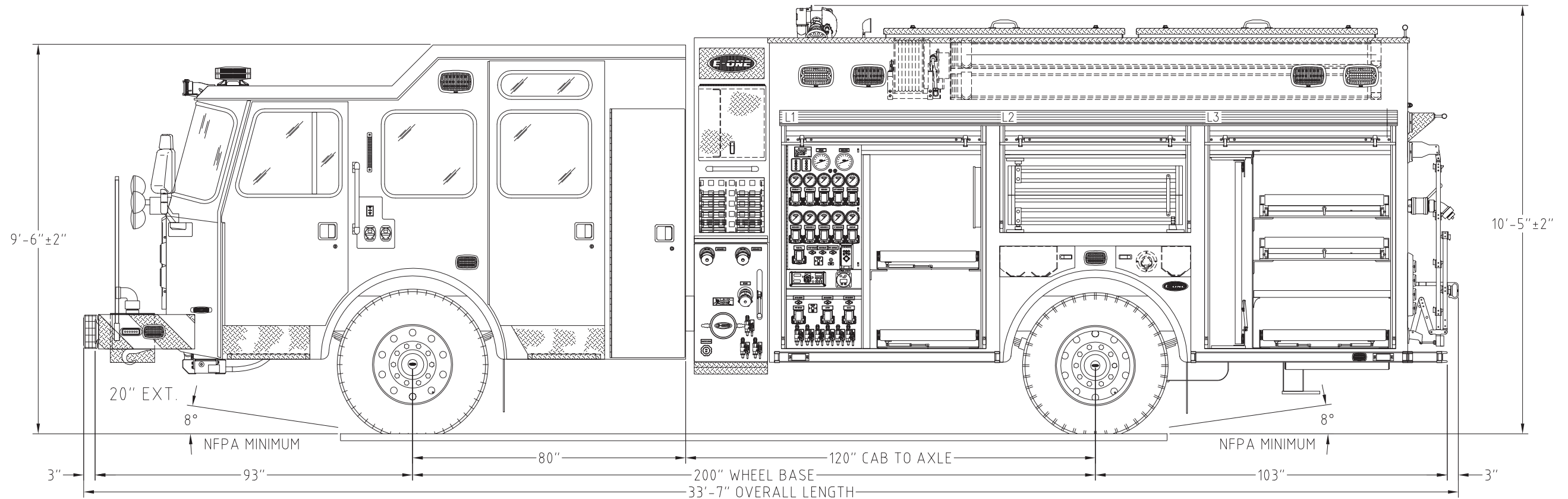
COMPT.	OPENING		INTERIOR DIMENSION			
L1	58W	59H	PUMP PANEL FORWARD			
			34W	3H	3D	UPPER REAR
L2	54W	25H	34W	56H	26D	LOWER REAR
			56W	3H	12D	UPPER
L3	54W	59H	56W	22H	26D	LOWER
			56W	3H	12D	UPPER
R1	58W	59H	56W	56H	26D	LOWER
			60W	25H	12D	UPPER
R2	54W	25H	60W	30H	26D	LOWER
			56W	25H	12D	UPPER
R3	54W	59H	56W	30H	26D	LOWER
			56W	25H	12D	UPPER
B1	36W	20H	38W	30H	26D	

THIS DRAWING IS FOR REFERENCE PURPOSES. ALL DIMENSIONS ARE SUBJECT TO MINOR VARIATIONS DUE TO MANUFACTURING PROCESSES.

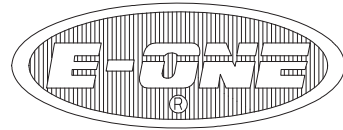
DEALER APPROVAL _____	DATE _____	<input type="checkbox"/> AS IS
CUSTOMER APPROVAL _____	DATE _____	<input type="checkbox"/> WITH REVISIONS



HOSEBED HEIGHT:
(FOR REFERENCE ONLY)
TO TAILBOARD: 72"
TO GROUND: 96"



DCALLAGHER	B	CHANGE ORDER	2014-NOV-13	DCALLAGHER
DCALLAGHER	A	INITIAL RELEASE	2014-SEP-08	DRAY
DRAWN BY	REV	DESCRIPTION	DATE	APPROVED
		APPROVAL REVISIONS		SHEET 1 OF 2



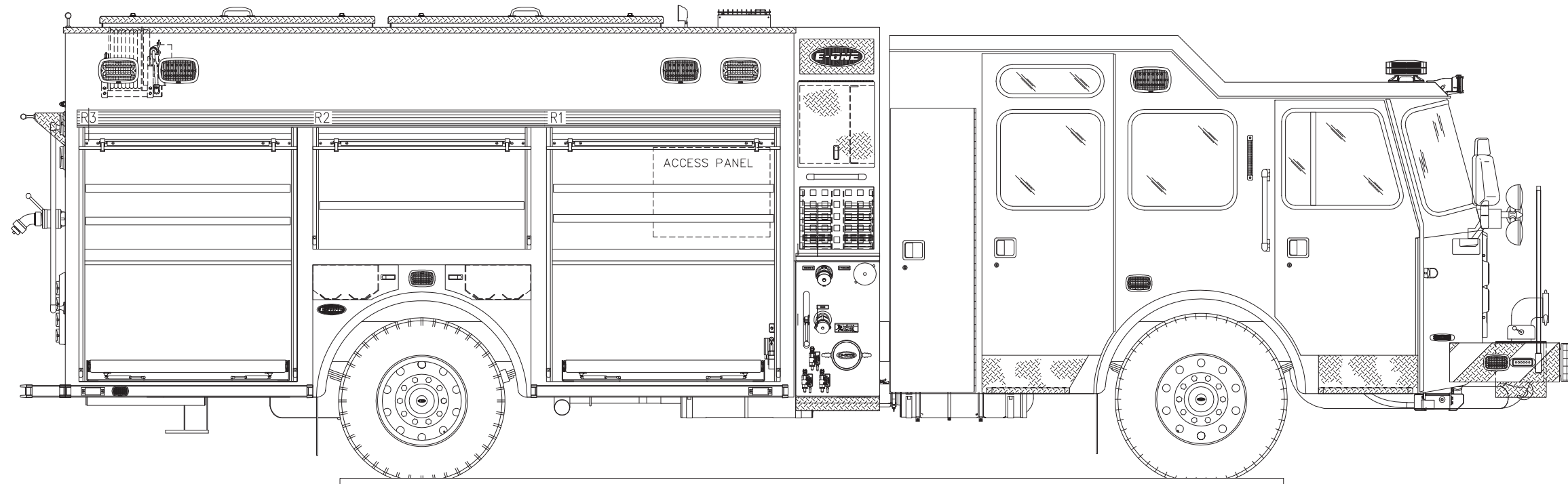
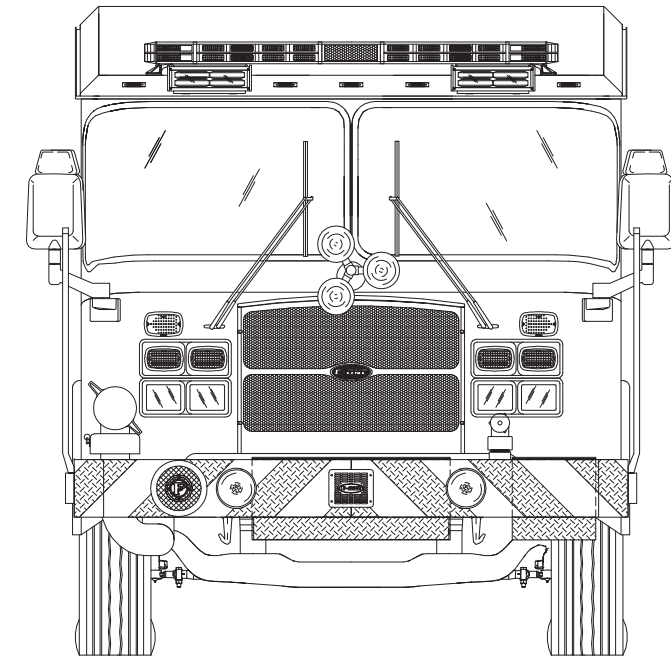
FLEETWOOD FIRE COMPANY FLEETWOOD, PA.

SO.139241

EMAX RESCUE PUMPER E-ONE CYCLONE II X MEDIUM W/ALS CAB 4X2 CHASSIS

THIS DRAWING IS FOR REFERENCE PURPOSES. ALL DIMENSIONS ARE
SUBJECT TO MINOR VARIATIONS DUE TO MANUFACTURING PROCESSES.

DEALER APPROVAL _____	DATE _____	<input type="checkbox"/> AS IS
CUSTOMER APPROVAL _____	DATE _____	<input type="checkbox"/> WITH REVISIONS



DCALLAGHER	B	CHANGE ORDER	2014-NOV-13	DCALLAGHER
DCALLAGHER	A	INITIAL RELEASE	2014-SEP-08	DRAY
DRAWN BY	REV	DESCRIPTION	DATE	APPROVED
		APPROVAL REVISIONS		SHEET 2 OF 2