

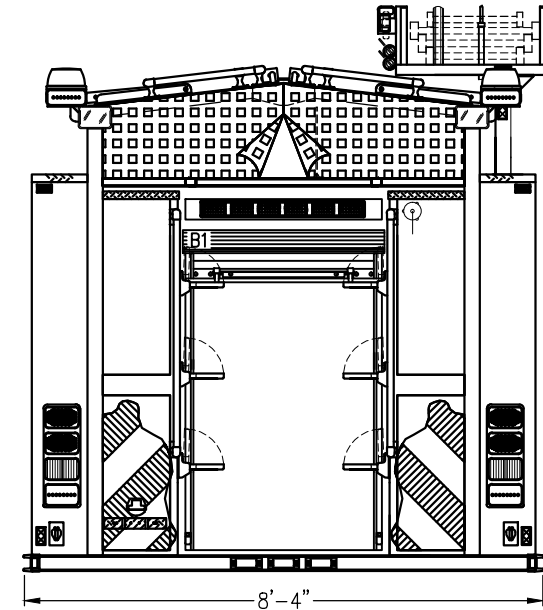
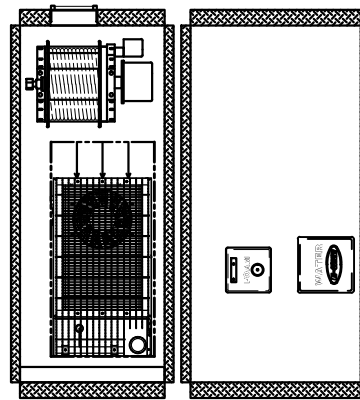
BATH FIRE DEPARTMENT
BATH, PA
QUOTE 38009
CUSTOM 42 RESCUE PUMPER
TYPHOON X MEDIUM CAB 4X2 CHASSIS

COMPT.		OPENING		INTERIOR DIMENSION			
L1/R1	40W	59H	42W	3H	12D	UPPER	
			42W	56H	26D	LOWER	
L2	54W	25H	56W	3H	12D	UPPER	
			56W	22H	26D	LOWER	
R2	31W	25H	33W	3H	12D	UPPER	
			33W	22H	26D	LOWER	
L3/R3	54W	59H	42W	3H	12D	FRONT UPPER	
			42W	56H	26D	FRONT LOWER	
			14W	3H	10D	REAR UPPER	
			14W	56H	25D	REAR LOWER	
B1	36W	52H	38W	52H	26D		

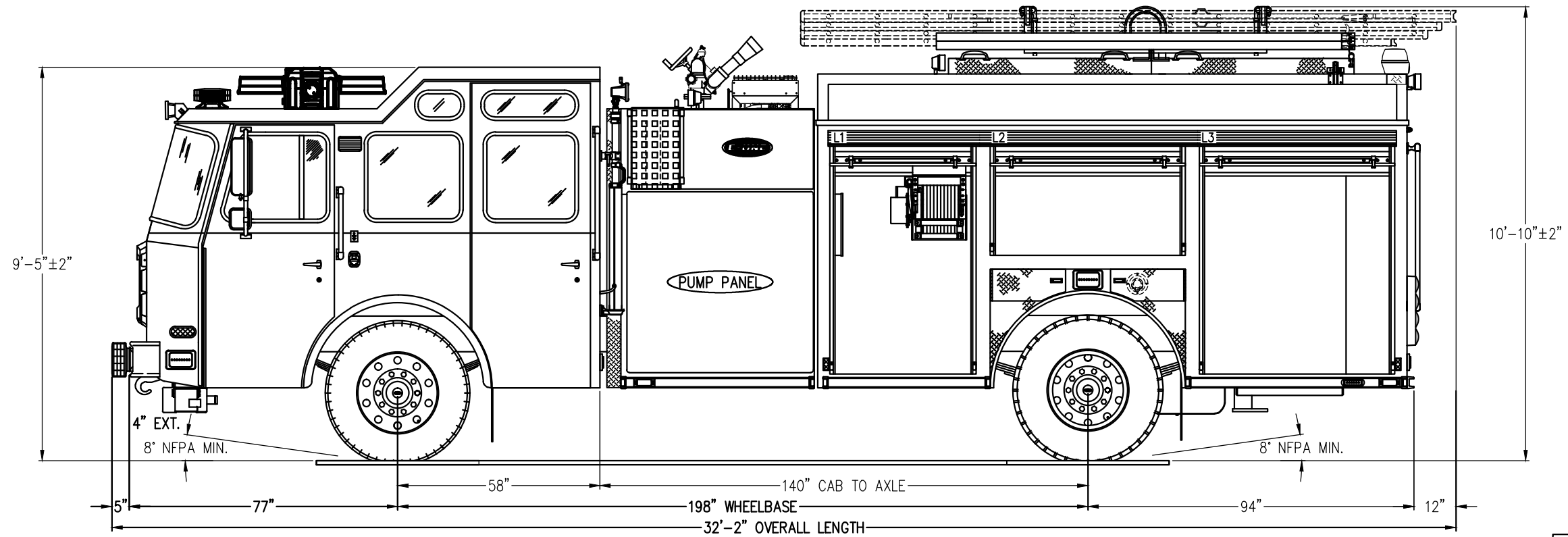
HOSE LOAD:
 600' OF 5.00" LDH
 400' OF 3.00" DJ

This print is the property of Emergency One, Inc. and is loaned to you subject to return on demand, unless otherwise agreed to in writing by Emergency One, Inc. Its contents are confidential and must not be copied or submitted to third parties for use or examination.


THIS DRAWING IS FOR REFERENCE PURPOSES. ALL DIMENSIONS ARE SUBJECT TO MINOR VARIATIONS DUE TO MANUFACTURING PROCESSES.



HOSEBED HEIGHT:
 (FOR REFERENCE ONLY)
 TO TAILBOARD: 74"
 TO GROUND: 98"



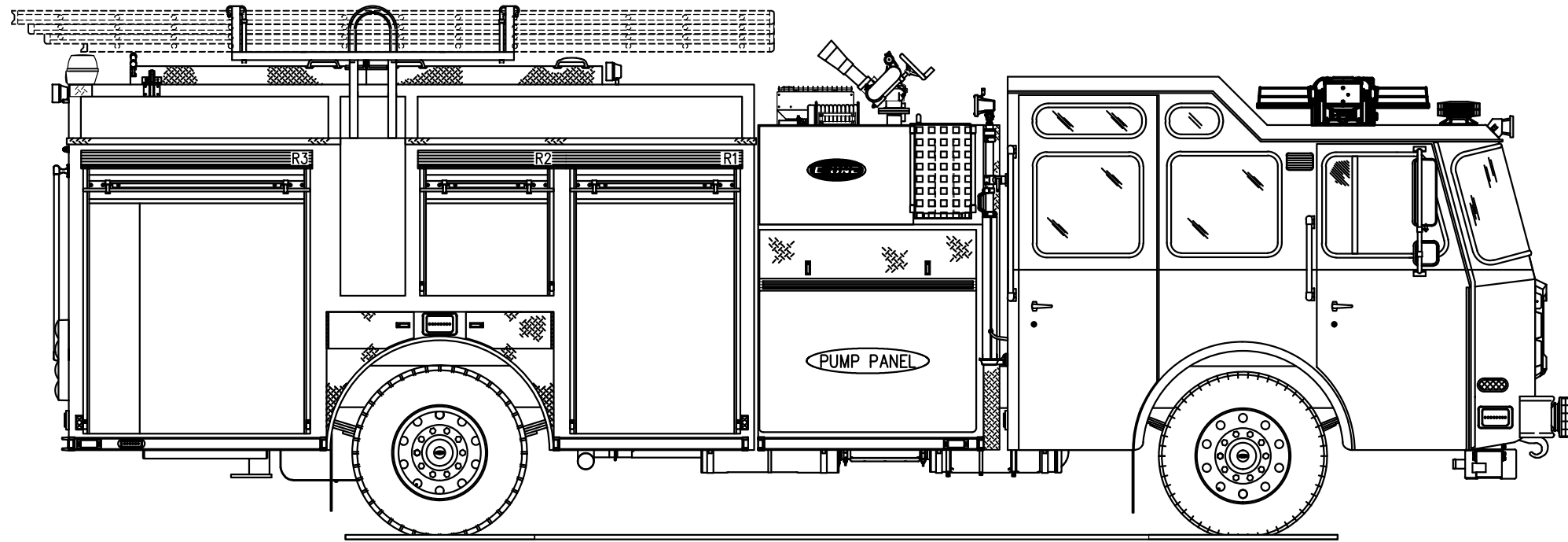
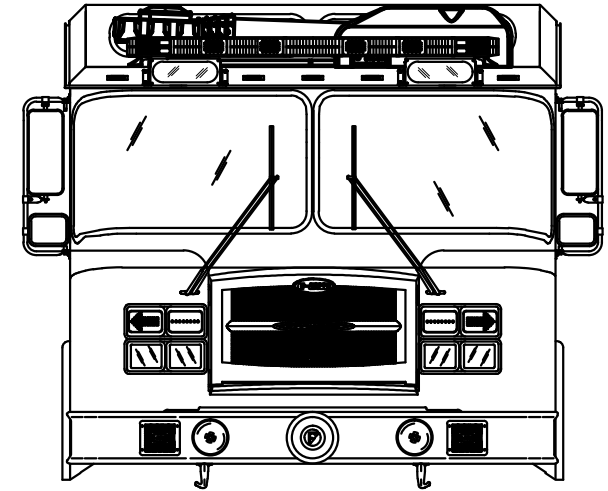
DATE	BY	DESCRIPTION	DATE	BY	DESCRIPTION
2011-FEB-17	DB	IFC	2011-FEB-17	DB	IFC
2010-NOV-11	IS	IFC	2010-NOV-11	IS	IFC
2010-NOV-17	DB	IFC	2010-NOV-17	DB	IFC
2010-SEP-28	DB	INITIAL RELEASE	2010-SEP-28	DB	INITIAL RELEASE
	DWG	REV		APPROVED	DATE
DRAWN BY		REV	APPROVED		DATE
PROPOSAL REVISIONS					



BATH FIRE DEPARTMENT
BATH, PA
QUOTE 38009
CUSTOM 42 RESCUE PUMPER
TYPHOON X MEDIUM CAB 4X2 CHASSIS

This print is the property of Emergency One, Inc. and is loaned to you subject to return on demand, unless otherwise agreed to in writing by Emergency One, Inc. Its contents are confidential and must not be copied or submitted to third parties for use or examination.

THIS DRAWING IS FOR REFERENCE PURPOSES. ALL DIMENSIONS ARE SUBJECT TO MINOR VARIATIONS DUE TO MANUFACTURING PROCESSES.



DB	D	RFC	2011-FEB-17	DB
RS	C	RFC	2010-NOV-11	RS
DB	B	RFC	2010-MAY-17	DB
DB	A	INITIAL RELEASE	2010-APR-20	DB
DRAWN BY	REV	DESCRIPTION	DATE	APPROVED
PROPOSAL REVISIONS				SHEET 2 OF 2